



















## 49US-15-KIT

PART NUMBER	SERIES	SIZE (mm)	WIRE COLOR	BOOT COLOR
49US-15-061	F-1	1.2 X 0.63	 YELLOW RED	49US-15-061 RED
49US-15-062	F-2	1.2 X 0.63	 BLUE RED	49US-15-062 RED
49US-15-063	F	1.2 X 0.63	 BLACK RED	49US-15-063 RED
49US-15-093	I	4.8 X 0.8	 BLACK LT BLUE	49US-15-093 LT BLUE
49US-15-113	K	7.8 X 0.8	 BLACK GRAY	49US-15-113 GRAY
49US-15-123	L	9.5 X 1.2	 BLACK PINK	49US-15-123 PINK
49US-15-141	N-1	2.3 X 0.64	 YELLOW GREEN	49US-15-141 GREEN
49US-15-143	N	2.3 X 0.64	 BLACK GREEN	49US-15-143 GREEN
49US-15-161	P-1	2.8 X 0.6	 YELLOW BLUE	49US-15-161 BLUE
49US-15-163	P	2.8 X 0.6	 BLACK BLUE	49US-15-163 BLUE
49US-15-171	Q-1	0.63 X 0.63	 YELLOW BROWN	49US-15-171 BROWN
49US-15-173	Q	0.63 X 0.63	 BLACK BROWN	49US-15-173 BROWN
49US-15-181	R-1	1.5 X 0.6	 YELLOW ORANGE	49US-15-181 ORANGE
49US-15-183	R	1.5 X 0.6	 BLACK ORANGE	49US-15-183 ORANGE
49US-15-191	S-1	1.8 X 0.64	 YELLOW YELLOW	49US-15-191 YELLOW
49US-15-193	S	1.8 X 0.64	 BLACK YELLOW	49US-15-193 YELLOW
49US-15-203	T	0.5 X 0.4	 BLACK BLACK	49US-15-203 BLACK
49US-15-204	T	0.5 X 0.4	 YELLOW BLACK	49US-15-204 BLACK

1699935264\_V01

PART NUMBER	DESCRIPTION
J-35616-20A	48" PATCH CORD, WHITE
J-35616-210	TEST LAMP
J-35616-220	TEST PROBE
J-35616-230	LARGE ALLIGATOR CLIP
J-35616-20F	FUSED JUMPER
J-35616-201	CASE

Reference Respective Electrical Wiring Diagram (EWD) For Usage Instructions.